

NUANCE

The experience speaks for itself™

DATASHEET


Nuance SafeCom Mobile Print

Mobility, Flexibility and Document Security

Nuance SafeCom Mobile Print is an add-on module to the SafeCom solution. It combines mobility with the flexibility and security of SafeCom Smart Printing™.

SafeCom Mobile Print lets users submit their documents from any location as long as they have an internet connection; wireless or cabled.

SafeCom Pull Print ensures that users can walk up to any SafeCom-enabled printer on the network to retrieve their document thus ensuring document confidentiality. No documents are printed before the user is present at the MFP or printer.



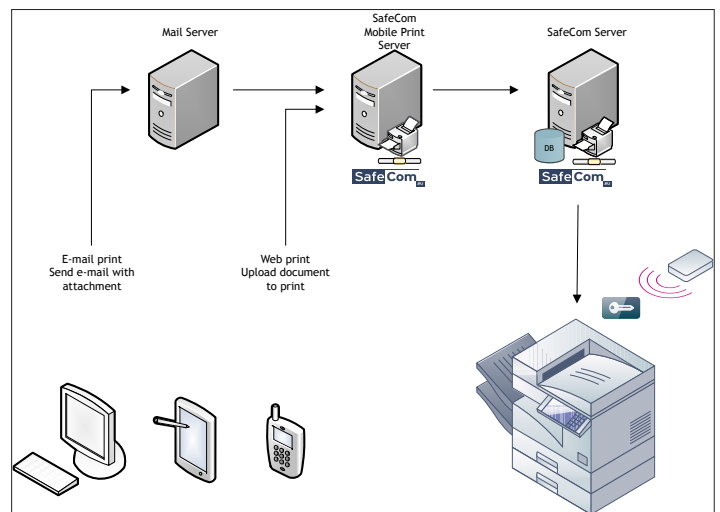
PRINTING ON THE GO

SafeCom Mobile Print is ideal for educational institutions and people spending much of their time on the road working on mobile devices (e.g. mobile phones, smart phones, laptop computers or tablet computers).

With SafeCom Mobile Print users do not need to install special print drivers on their personal computers, nor do they need to be connected to the school or company network.

All they need is an internet connection and an e-mail address or internet page that lets them submit the documents they need to print.

HOW IT WORKS



SafeCom Mobile Print enables users to print from their computer or smart phone via e-mail or web. Users upload the print job to a website or send the job as an e-mail attachment to a defined e-mail address. The print job is then made available for the user to collect at any SafeCom-enabled network printer.

Enjoy the freedom of Mobile Print

Submitting print jobs via e-mail

Users can submit their print jobs via e-mail:

- The user sends an e-mail to an e-mail address provided by the company or educational institution (e.g. mobileprint@company.com).
- The first time the user receives a welcome e-mail with a link to a web page where the user must register the e-mail address using his or her Windows login (this is how the user is recognized by SafeCom).
- The e-mail and attachments are automatically sent to the SafeCom Server.
- The next time the user logs in at a SafeCom-enabled MFP or printer the e-mail and the attachments are ready to be printed.

Uploading print jobs via a web browser

Users can upload their print jobs via a web browser:

- The user logs into the web portal provided by the company or educational institution.
- The user selects the upload function and browses the computer or mobile device for files to print or enters a URL for the web page that the user wishes to print
- Next time the user logs in at a SafeCom-enabled MFP or printer the documents and web pages are ready to be printed.

Supported Document Types

Users can upload Microsoft Office documents (doc, docx, xls, xlsx, ppt, and pptx), PDF, TXT, RTF, as well as OpenOffice documents.

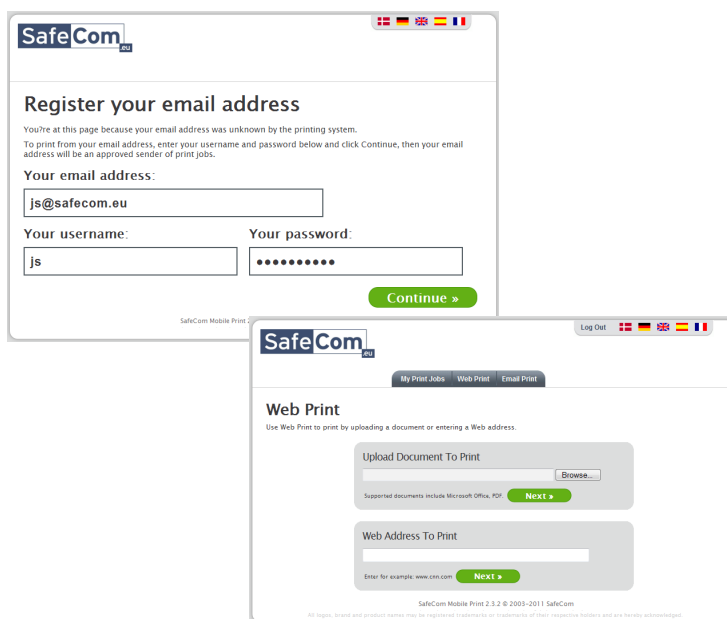
Microsoft Office and OpenOffice must be installed on the SafeCom Mobile Print server in order to support these document types.

For more information visit safecom.eu

REQUIRED SAFECOM COMPONENTS

In order to reach the full benefits of SafeCom Mobile Print the following SafeCom components must be installed:

- SafeCom G3 Server - central administration of the SafeCom solution
- SafeCom Go or SafeCom Controller - access control with authentication at the MFP or printer
- SafeCom Pull Print - secure printing that lets users collect their documents at any SafeCom-enabled MFP or printer on the network
- Optional modules
- SafeCom Tracking - monitor who is printing what, where and when
- SafeCom Pay - charge students for printing or assign quotas
- SafeCom Client Billing - invoice for printing internally or externally
- SafeCom Rule Based Printing - make automatic rules for printing specific document types in e.g. duplex, toner save, or black/white



SYSTEM REQUIREMENTS

- One server with SafeCom G3 Server version S82 070.410*05 or higher installed.
- One server, where SafeCom Mobile Print must be installed, with the following minimum specifications:
 - Supported servers include: Windows 2003 Server SP2 (32 or 64 bit), Windows 2008 Server SP1 (32 or 64 bit) or Windows 2008 R2 Server (32 or 64 bit).
 - Recent generation server CPU processor, such as Intel Xeon 64 or equivalent (see note below on performance). Desktop CPU's are NOT recommended for production use.
 - Minimum 1 GB free RAM memory (minimum 4 GB free RAM memory recommended for higher volume processing).
 - Minimum 5 GB free hard disk space for print job spooling and processing (10 GB free disk space recommended for higher volume processing).
 - No anti-virus program monitoring or interrupting the SafeCom Mobile Print directories.
- No proxy server interrupting local communication on the server (localhost/127.0.0.1).
- A local administrative user.
- Internet Explorer Enhanced Security must be disabled for printing of Web addresses.

Note: SafeCom Mobile Print can be a resource demanding application, which requires sufficient CPU and memory. If SafeCom Mobile Print is expected to handle significant print volume, make sure that the server, on which the application is installed, has enough CPU and memory, or if necessary setup multiple SafeCom Mobile Print servers.

Nuance, the Nuance logo, SafeCom, SafeCom Go, SafeCom P:Go, SafeCom ePay and the SafeCom logo are trademarks of Nuance Communication, Inc. or its affiliates in the United States and/or other countries. All other trademarks referred to herein are the property of their respective owners. Nuance Communication, Inc. cannot be held responsible for any technical or typographical errors and reserves the right to make changes to products and documentation without prior notice. Nuance Communication, Inc. has received the following British patent GB 2350 713 B, US patent US 6,952,780 B2 and Europe EUR EP1 120 701. © Copyright 1995 - 2012 Nuance Communications, Inc. All rights reserved.